

A decorative border of pink flowers with green leaves runs along the top, bottom, and sides of the page.

SEVADAL MAHILA MAHAVIDYALAYA

WORKSHOP


ON

FANCY CERAMIC WALL CLOCK ART

DATE : 06 & 07 JAN 2017

Introduction of Ceramics Arts

Art is one of the visual arts. While some ceramics are considered fine, as pottery or sculpture, most are considered to be decorative, industrial or applied art objects. Ceramics may also be considered artefacts in archaeology. Ceramic art can be made one person or by a group of people. In a pottery or ceramic factory, a group of people design, manufacture and decorate the art ware. Product from a pottery are sometimes referred to as “art pottery”. In a one -person pottery studio, ceramists or potters produce studio pottery.



Photoes of Ceramics Arts

Aims and Objectives of workshop on Ceramic wall Clock

The aims and Objectives of ceramic wall clock or ceramic work is to trained the students to learn art on pottery or clock or any tableware and sculpture etc. The students skillfully design the art and make attractive pots and bowls and different products. Most traditional ceramic products were made from clay and mixed with decorative material to make fine art.. Ceramic art connects us to physical and cognitive experiences that improve cultural equity diversity and access. Objectives of this art is to

- Exercise and demonstrate use of elements to design
- Use material and tools to in variety of media painting printing and sculpture
- Analyze interpret and evaluate works of art.

Report of workshop on Fancy Ceramic Wall Clock

Department of Resource Management conducted workshop on Fancy Ceramic Wall Clock for 2 days on date 6-1-2017 and 7-1-2017. 42 students of II nd year BSc HSc. was attended the workshop. In this workshop students learn how to make ceramic wall clock by using ceramic and colours on cut out of plywood. The workshop was conducted in association with Pidilite industry Miss Ashwini Musale was invited to guide the students. She explained the students the procedure of making ceramic wall clock She also explained the importance of creativity in today's era gives you satisfaction and make self dependent if you start your own business. On first day of workshop white colour was applied on cut outs of plywood. After drying colour ceramic was applied for making different design then on next day different acrylic colours of fevicryl are applied on that. Students enjoy a lot in this workshop and they like the workshop of clock making.



Fancy Ceramic Wall Clock


List of Participants

1. Ms. Minaz Anjum J. Sheikh
2. Ms.Nishat Akhtar Sheikh
3. Priyanka S. Meshram
4. Priyanka S. Bhujade
5. Mehzabin A. M .J. Siddiqui
6. Pallavi A. Mahurkar
7. Dipali S. Gumgaonkar
8. Trupti D. Marbate
9. Gauri B.Jadhav
10. Pragati D. Kature
11. Ruchita S. Potwar
12. Swati N. Kohale
13. Ankita A. Grawkar
14. Neha B. Dhongade
15. Madhuri K. Bhude
16. Gulabshah M. Sheikh
17. Ekvira K. Tembhekar
18. Aarti R. Chandale
19. Roshani M. Bagde
20. Aboli S. Bute
21. Pooja S. Baghel
22. Tejswini S. Kohale
23. Rushali P. Khandate
24. Khushboo H.Gupta
25. Pooja N. Banshpal
26. Tanishnaz R.Sheikh
27. Rupali G. Chavhan
28. Dharti G. Jurkar
29. Chaitali G. Khawale
30. Mohini S. Pawar
31. Chanchal A. Upase
32. Dipali D. Dhoke
33. Payal D. Meshram


34. Nita T. Meshram
 35. Zainab S. J. Khan
 36. Bharti S. Gour
 37. Leena S. Sawarkar
 38. Shaila M. Tonde
 39. Mehjabin Afrin M.H. J. Siddiqui
 40. Laxmi N. Yadav
 41. Farhana Farooque Akbani
 42. Asiya Tabassum R. Ahmad
-



Report on
Workshop of Ceramic Wall Clock
YEAR : 2019


Convener
Dr. Mrs. S.D. Bhoyar
Head Of department
Resource Management




Principal
Sevalal Mahila Mahavidyalaya
Sevalal Road, Nagpur
Nagpur